

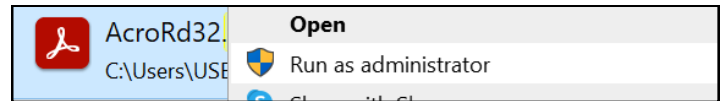
# Future-FUN CAPS : Open and print Study Notes

---

1. On Hard drive open the software folder.



2. Install the program: Adobe Acrobat Reader on your pc or laptop.



3. Go to the folder: FFC Studynotes.

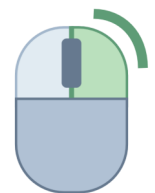


4. Select your Grade. Select your Subject.

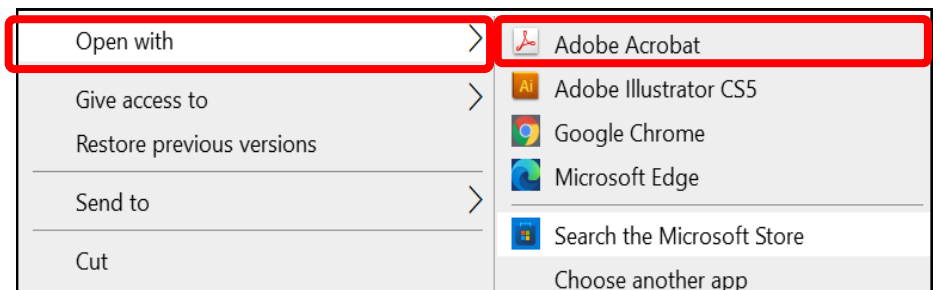


5. Click on the right button of computer mouse.

6. Select “Open with”



7. Choose “Adobe Acrobat”



8. You are now able to view and print FFC Study notes!