

Future-FUN CAPS : Copying FFC Content

1. Open the folder FFC Eng Version T3.

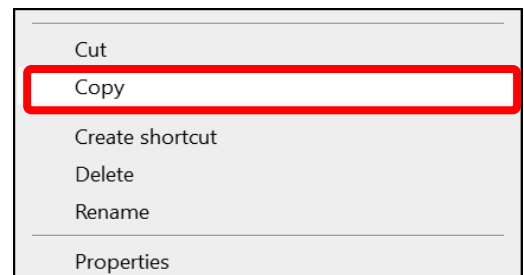
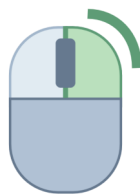


2. Choose your Grade and then choose your subject.

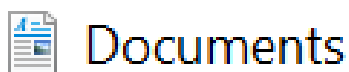


3. Click on the right button of computer mouse.


4. Click copy



5. Go to My Documents.



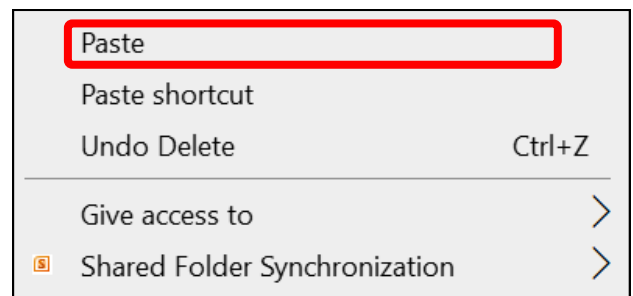
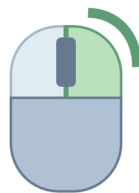
6. Create a new folder. Name it FFC Term 2.



7. Open the folder.

8. Click on the right button of computer mouse.

9. Click paste.



10. Enjoy using FFC offline!