

Future-FUN CAPS : Download from Google Drive

NB: Links can only be shared with @gmail address!!

1. After receiving e-mail notification. Open your Google Drive. Go to files shared with me.

 Google Drive  Shared with me

2. Double-click on the FFC Content Folder  FFC

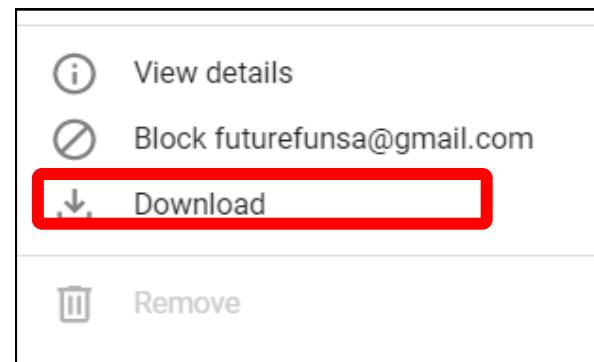
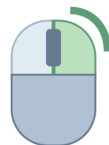
Double click on a Grade.

 G4 T3

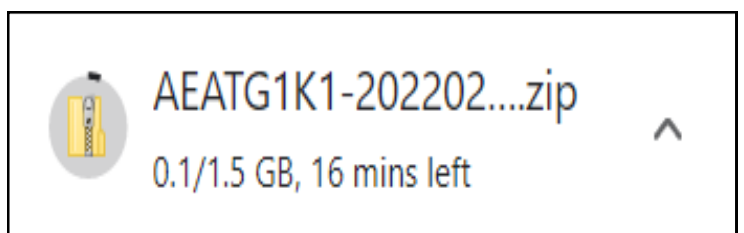
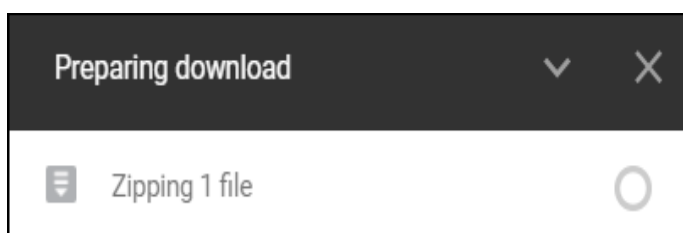
Select one subject at a time.

 EHLG4T3

3. Click on the right button of pc mouse. Click on Download



4. Google Drive will start preparing your file for downloading. This can take up to 2 minutes. Until the zip-folder start downloading.

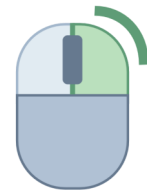


NB: Time allocation will depend on your internet

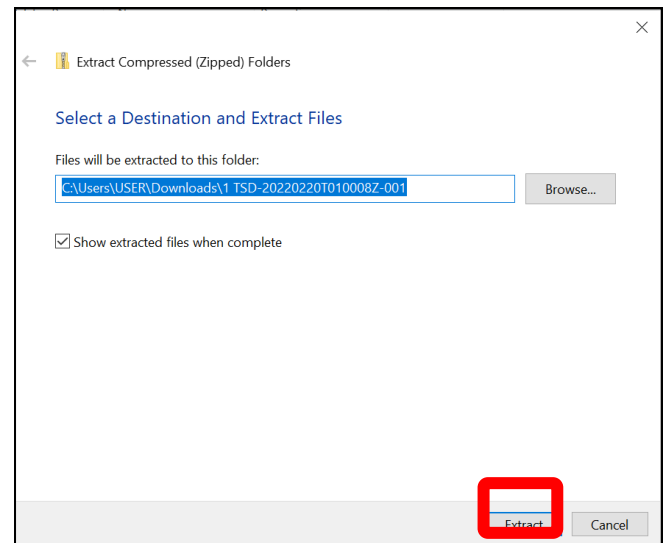
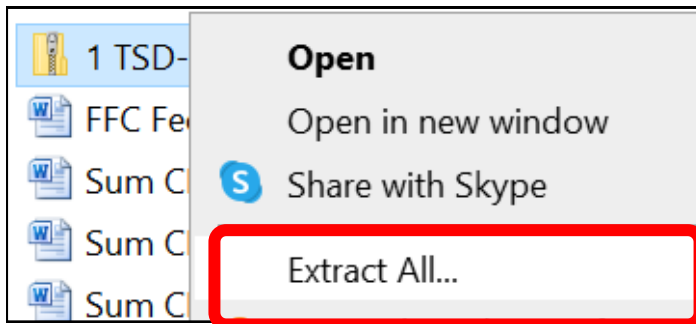
5. After download has been completed, open the Downloads folder on your PC or Laptop.

 Downloads

6. Click on the right button of computer mouse.



7. Select: "Extract All"



8. The unzipped folder will be in Downloads folder.

 Downloads

 EHLG4T3

9. Move folder to FFC Folder on your PC or laptop.

10. You now have access to FFC offline content!